


SAFETY MODULE - BG5925

SAFEMASTER



| SPECIFICATIONS | KEY FEATURES | CATEGORY 4 |
|--|---|---|
| <p>CE, BG, cULus</p> <p>Input voltage: 24V AC/DC, 230 @ VAC -5 /+10%</p> <p>LED for power and states of K1 and K2</p> <p>Safety Category 4 per DIN EN954-1</p> <p>Safety contact ratings: 3A max @ 230V AC</p> <p>Auxiliary contact ratings: 2A max @ 230V AC</p> <p>22.5 mm wide</p> | <ul style="list-style-type: none"> • 1, 2 or 3 N.O. safety contacts, 0 or 1 N.C. auxiliary contacts • Emergency stop circuit, interlocks, rope pull and monitor of safety gates and mats • Single and two channel operation • Removable terminal strips, Manual / Auto restart • Selectable with or without cross fault monitoring in the E Stop loop • Satisfies EU directive for machines 98/37/RG, IEC 204-1, EN60 204-1, DIN VDE 0113-1, EN 954-1 |  <p>BG5925 Series</p> |

| Part# | Safety Contacts | Aux. Contacts | Input* Devices | List |
|-----------|-----------------|---------------|----------------|-------|
| BG5925.02 | 2 N.O. | - | 1 or 2 | \$222 |
| BG5925.03 | 3 N.O. | - | 1 or 2 | \$222 |
| BG5925.16 | 1 N.O. | 1 N.C. | 1 or 2 | \$222 |
| BG5925.22 | 2 N.O. | 1 N.C. | 1 or 2 | \$260 |

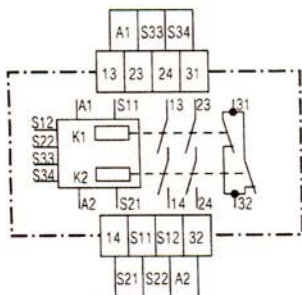
* For safety category 4 or daisy chained input devices for category 3

Voltage Code:

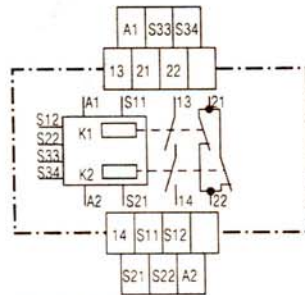
For 24V DC ONLY add suffix "N" to BH P/N
 For 24V AC add suffix "G" to BH P/N
 For 230V AC add suffix "C" to BI P/N

Example: For a 2 N.O. 1 N.C. 24V DC safety module, P/N will be BG5925.22-N

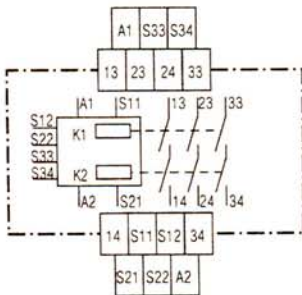
Circuit Diagrams



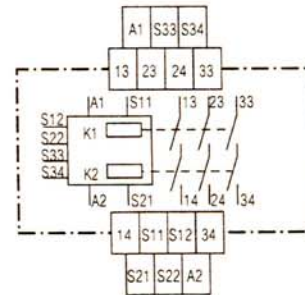
BG 5925.22



BG 5925.16

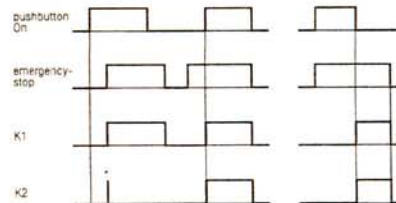


BG 5925.03

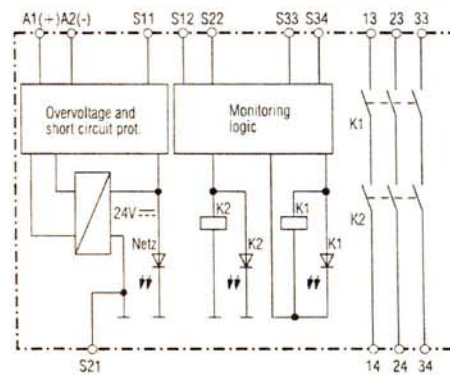


BG 5925.03

Function Diagram



Block Diagram



BG5925.03

For application examples, see pages 69-70.